



# Agromet Advisory Bulletin for the District, Malappuram

(Valid from 20.08.2025 to 24.08.2025)

(Issued jointly by Kerala Agricultural University Regional Agricultural Research Station Pilicode & India Meteorological Department)



Bulletin Number: Pilicode/Mpm-66/2025

Date: 19/08/2025

## A. Weather Summary of preceding six days






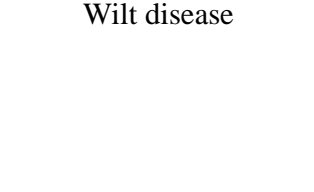
Rainfall, mm	Max. temp., °C	Min. temp., °C	R. H., %	Wind speed, Km/h
182.3	25.3 – 28.9	22.2 – 24.2	90 – 96	00 – 12




## B. Weather forecast for next five days

Parameters	20-08-2025	21-08-2025	22-08-2025	23-08-2025	24-08-2025
Average Rainfall, mm	6	5	5	2	5
Max. Temp, °C	29	29	29	29	29
Min. Temp, °C	24	24	24	24	24
Max. Relative Humidity, %	94	94	94	94	94
Min. Relative Humidity, %	86	86	86	86	86
Wind speed, km/h	6	3	3	4	3
Wind direction, degrees	340	290	230	250	250
Total cloud cover, octa	8	8	7	8	8

## C. Agrometeorological Advisories

Crop	Stages	Problems	Agro-meteorological advisories
<b>General Condition</b>	<b>Light to Moderate Rainfall**</b>		
	<p>The sky will be cloudy. High relative humidity will be experienced. The atmospheric temperature will come down.</p> <p>The atmosphere may be turbid due to heavy wind.</p>		
<b>Weather warning</b>	There will be light to moderate rainfalls from August 20 to 23.		
<b>Impacts</b>	<p>Damaging and losses or deteriorating quality of the open drying agricultural produces like copra, rubber, cashew nuts, seeds, food materials for processing etc..</p> <p>Damages and losses may occur for crops having slender stems like banana and vegetables. Breaking branches and or trees may occur.</p> <p>Chances for water stagnation in the fields.</p>		
<b>General Recommendations</b>	<p>The increased temperature and humidity that was experienced during the last weeks might have caused the spread of fruiting bodies of fungal diseases like rots and wilts in coconut, arecanut, black pepper, rubber, ginger, banana etc.</p> <p>Keep hygiene in plantations. Infected nuts, leaves and tree parts should be removed from the fields and burnt.</p> <p>Postpone fertilizer applications to the crops</p>		

Paddy	Various stages	Borwn spot disease 	Prophylactic spray of <i>Pseudomonas fluorescens</i> (@ 20g/l) is recommended.  If disease appears only, spray fungicide Nativo® (@ 4g per 10 litres of water)
Coconut	All stages	Bud rot 	Detection of disease at its early stage will help to adopt efficient corrective measures. Cut and remove the affected tissues from the crown and apply Bordeaux paste. After that cover the cut surface with polythene sheets to protect it from rain falls until new leaf emerges.  Burn the removed tissues immediately.  As a prophylactic measure spray 1% Bordeaux mixture into the axils of top leaves of the surrounding palms
Black pepper	Newly planted/early growth stages	Quick wilt disease 	Spray Redomil (@2g/litre of water) or copper oxy chloride (@3g/litre of water)  Drench the soil in the basins with the same preparation (@ 5 litre per vine) as mentioned above.
All crops	Different stages	Giant African Snail 	For trapping the snails, put wet gunny bags filled with leaves of cabbage or cauliflower or papaya in the evening around cattle sheds/houses. The snails can be destroyed by putting them in saline water (200g salts per litre of water)  The snails on the crops can be destroyed by spraying 0.3% (3g per litre of water) copper sulfate
Banana	Various stages of growth	Rhizome rot 	Ensure good drainage in the garden  Drench with Streptocyclin antibiotic (@2g/10L)  Or  Copperhydroxide (20g/10L) at the basin of the plant.
Ginger	Early growth stage	Wilt disease 	Apply lime @ 200 kg per acre of land and thoroughly mix with soil.  Use bio control agents, Trichoderma/Pseudomonas.  Pull out and destroy the affected plants immediately when the disease is noticed.

			Drench the fields with 1% Bordeaux mixture
Cow	Any stage	<p>FMD (Foot and Mouth disease)</p>  	<p>Foot and Mouth disease is a highly transmissible disease caused by infection with an Aphthovirus. The infection results in vesicular lesions in and around the mouth and on the feet, resulting in the reluctance of an animal to eat or move. <b>Prevention:</b> Ensure hygienic conditions for the individual animals as well as their shelter and its surroundings. Boost the immunity of cattle by supplementing feeds with vitamins and minerals containing health tonics. If disease appears, give medication under the supervision of a Veterinary doctor immediately.</p>

**\*\* Warning colour codes of rainfall (for disaster management)**

<b>Warning (Take actions)</b>	<b>Alert (Be prepared)</b>	<b>Watch (Be updated)</b>	<b>No warning (No actions)</b>
-------------------------------	----------------------------	---------------------------	--------------------------------

Sd/-  
Nodal Officer,  
GKMS Project, RARS Pilicode