



Agromet Advisory Bulletin for the District, Malappuram

(Valid from 18.01.2025 to 22.01.2025)

(Issued jointly by Kerala Agricultural University Regional Agricultural Research Station Pilicode & India Meteorological Department)



Bulletin Number: Pilicode/Mpm-05/2025 **Date:** 17/01/2025

A. Weather Summary of preceding five days






Rainfall, mm	Max. temp., °C	Min. temp., °C	R. H., %	Wind speed, Km/h
0.0	31.9 – 34.5	22.6 – 25.5	46– 84	00– 12




B. Weather forecast for next five days

Parameters	14-01-2025	15-01-2025	16-01-2025	17-01-2025	18-01-2025
Average Rainfall, mm	0	0	0.1	0.1	0
Max. Temp, °C	35	35	35	35	35
Min. Temp, °C	25	25	25	25	25
Max. Relative Humidity, %	84	84	84	84	84
Min. Relative Humidity, %	50	50	50	50	50
Wind speed, km/h	2	2	2	2	2
Wind direction, degrees	250	250	270	250	250
Total cloud cover, octa	4	5	8	7	3

C. Agrometeorological Advisories

Crop	Stages	Problems	Agro-meteorological advisories
	No Rainfall **		
General conditions	The sky will be cloudy. High relative humidity will be experienced.		
	Low night temperature and high day temperature will be experienced. Hence there will be distinct difference between day time temperature and night temperature.		
	There is no rainfall on January 17, 18 & 21.		
	There will be light to moderate rainfalls (From 2.5 mm to 64.4 mm within a time span of 24 hours) on January 19.		
	There will be light rainfalls (From 2.5 mm to 15.5 mm within a time span of 24 hours) on January 20.		
General Recommendations	In plantation crops, water conservation measures should be adopted. Give mulching in the soil with crop residues, green or dried leaves. The trashes used should be free of any pest and diseases. Avoid the trashes of the same species as mulch. This will help to prevent the multiplication of crop specific pest and disease causing organisms. Powdering the top soil using a secondary tillage implement and spreading it uniformly over the field, will help to conserve water for a long period of time in the fields.		

	<p>Restrict the spraying of pesticides/fungicides operations to early morning and evening hours when the air is calm.</p> <p>Irrigate the crop when the water is available in the evening or early morning. Adopt drip irrigation method for maximum water use efficiency</p>		
Paddy	Grain filling stage	<p>Rice bug</p> 	<p>Apply Azadiractin 3000ppm stock after diluting in water @ 3ml/L. To have a better control add and stir one to two ml. of Malathion 50EC per litre of the diluted Azadiractin solution before applying. The spraying should be done in the evening, immediately after sunset.</p>
Coconut	Various stages	<p>Red palm weevil</p> 	<p>The palms can be saved only if the attack is diagnosed at an early stage. Hence more frequently inspect the palms. The attack can be diagnosed by the presence of yellowing of upper and middle whirls of leaves and holes at the jointing region of leaf petioles to the trunk. Insect excrement, pupal cases etc. may also be seen in the crown or basins of the palms.</p> <p>Control: Prepare Spinosad @ 4ml/litre of water and fill in the holes on the trunks and axils of the second and third whirls of leaves, from the spindle leaf.</p> <p>Adopt field sanitation.</p>
Mango	Fruit maturing stage	<p>Mango fruit flies</p> 	<p>Collect and destroy the fallen fruits by taking deep pits atleast 60 cm depth. Set up pheromone trap (methyl eugenol trap) @ 1 trap/15 cents.</p>
Brinjal	Various stages of growth	<p>Epilachna beetle</p> 	<p>Collection and destruction of every stage of the pest. Spray neem seed kernel extract @ 5 %. Apply neem – oil garlic emulsion @ 20 ml per litre.</p>
Bitter gourd	All stages	<p>Fruit fly</p> 	<p>Setting up of pheromone trap(Cue lure @1/15 cent)</p> <p style="text-align: center;">+</p> <p>Spot application of 10 % jaggery containing 0.1 % malathion@1 spot/40 m² on underside of leaves at fortnight intervals.</p>

Cucurbits	All stages	<p>Powdery mildew on cucurbits</p> 	<p>As a prophylactic measure apply 'Mancozeb' (@ 2g/l of water).</p> <p>If disease appeared, spray lime sulfur (@3g/L of water) on both surfaces of the leaves. Repeat after 10 days.</p>
Tomato	All stages	<p>Bacterial wilt</p> 	<p>Drench the soil with copper oxy chloride 2% (2g/ litre water).</p>
Amaranths'	All stages	<p>Leaf blight</p> 	<p>Avoid overhead irrigation. Irrigate gently the basal regions of the plants. If disease is severe, apply cow dung slurry supernatant (2%) as foliar spray and Pseudomonas fluorescens (2%) or Trichoderma viridae (2%) as soil application.</p>

Sd/-
Nodal Officer,
GKMS Project, RARS Pilicode

**** Warning colour codes of rainfall (for disaster management)**

Warning (Take actions)	Alert (Be prepared)	Watch (Be updated)	No warning (No actions)
-------------------------------	----------------------------	---------------------------	--------------------------------