



Agromet Advisory Bulletin for the District, Malappuram

(Valid from 14.05.2025 to 18.05.2025)

(Issued jointly by Kerala Agricultural University Regional Agricultural Research Station Pilicode & India Meteorological Department)



Bulletin Number: Pilicode/Mpm-38/2025

Date: 13/05/2025

A. Weather Summary of preceding Five days




Rainfall, mm	Max. temp., °C	Min. temp., °C	R. H., %	Wind speed, Km/h
0.6	33.4 – 34.0	25.6 – 26.6	58 – 78	06 – 08


B. Weather forecast for next five days

Parameters	14-05-2025	15-05-2025	16-05-2025	17-05-2025	18-05-2025
Average Rainfall, mm	3	6	3	2	2
Max. Temp, °C	33	33	33	33	33
Min. Temp, °C	26	26	26	26	26
Max. Relative Humidity, %	80	80	80	80	80
Min. Relative Humidity, %	75	75	75	75	75
Wind speed, km/h	4	3	8	3	4
Wind direction, degrees	270	270	290	340	290
Total cloud cover, octa	8	8	7	8	7

C. Agrometeorological Advisories

Crop	Stages	Problems	Agro-meteorological advisories
General Condition	Light to Moderate Rainfall**		
	<p>The temperature will remain high during the next five days also. The high atmospheric humidity will further increase the magnitude of heat.</p> <p>There will be light to moderate rainfalls (From 2.5 mm to 64.4 mm within a time span of 24 hours) from May 13 to 17.</p>		
Weather warning	Light to moderate rainfall on May 13.		
Impacts	<p>Heavy water loss from the crops through increased evapo transpiration.</p> <p>Sun scorching of leaves of the crops. (This will be more prominent on tender herbs and newly planted seedlings)</p> <p>Chances for attack of sucking pests.</p> <p>Direct exposure to sunlight may cause sunburn and injuries to human and animals.</p> <p>Provide shade net for vegetable crops and ensure irrigation.</p>		
General Recommendations	<p>Take care while drying the harvested products like rice, rubber, copra, pulses, vegetable seeds, etc directly under sun.</p> <p>Do not heap the harvested products in the field itself.</p>		

	<p>Give popping to all soft slender stemmed crops like banana, vegetables, climbers etc. Clean the drainage channels in crop lowlands to enable proper drainage of excess water in case of exigencies if any.</p> <p>Summer rains have prime role in coping up drought. Hence maximum water harvesting should be ensured in the fields. Clean the rain pits. Cover the soil with dried leaves, especially the basins of crops. The opened tree basins which were partially closed after fertilizer application, can act as very good water harvesting structures. Divert the runoff water to such tree basins by drawing furrows.</p> <p>Keep vigilance while drying the harvested produces like seeds, cashew nuts, copra and rubber in open conditions. Provide props to Nendran banana.</p>		
Paddy (Viruppu: First crop season)	Main Land preparation	<p>If the level of soil moisture content in the paddy field is optimum for ploughing, the tilling operations can be started. With the first ploughing itself, incorporate powdered FYM/compost or green manures (@ 5t/ha) to the soil.</p>	
Brinjal ,Chilli	Land preparation and transplanting of rainfed crop	<p>Land is prepared to a fine tilth by thoroughly ploughing or digging. Well rotten organic manure can be incorporated in the soil. Seedling can be transplanted in shallow trenches or pit. Provide temporary shade for 3-4 days during summer for the transplanted seedlings.</p>	
Coconut	All stages	<p>Rhinoceros beetle</p> 	<p>Take out the beetles from the attacked palm crown using beetle hook. Swab the hole made by the beetles with Bordeaux paste to prevent entry of fungus through the cut surface.</p> <p>The top most three leaf axils around the spindle may be filled with</p> <ol style="list-style-type: none"> 1) Application of 250 gm neem cake mixed with equal volume of sand. This should be done twice ie, during April, May and September, October. 2) Crown cleaning followed by the application of 20g cartap hydrochloride 4G + 200g sand this should be done thrice during January and may and September
Cashew	Harvesting stage	<p>Root and stem borer</p> 	<p>In the case of already infested trees, mechanically remove various stages of pest.</p> <p>The exposed roots if any should be covered with soil.</p> <p>As a prophylactic treatment swab(for adult plants) trunk with suspension of mud slurry+coal tar and kerosene (1:2) or 5% neem oil.</p>
Okra	All stages	<p>Yellow vein mosaic</p> 	<p>Use disease free seed from the disease free area or healthy plant. Rogue out the infected plants.</p> <p>Place yellow sticky traps in the field or Spray Dimethoate 30EC (1.5 ml per litre of water</p>

Animal Husbandry	All stages	<p>Summer Stress</p> 	<p>The rise in temperature will affect the thermoregulatory mechanism of dairy cattle. This will cause increase in body temperature, rapid shallow breathing, increased heart rate, profuse salivation, and reduced feed intake. This in turn results in severe production loss and reduced breeding efficiency in dairy cattle.</p> <p>Provide pure drinking water to the dairy cattle (45 to 60 litres of water), Allow grazing only during the cooler parts of the day. Provide shading. Shelter them in thatched roofings of minimum 9 ft. height with ample ventilation. Providing fans, misting and fogging assembly in cattle sheds will help them to regulate body temperature. Also ensure minerals fortified feeds.</p>
------------------	------------	--	---

**** Warning colour codes of rainfall (for disaster management)**

Warning (Take actions)	Alert (Be prepared)	Watch (Be updated)	No warning (No actions)
-------------------------------	----------------------------	---------------------------	--------------------------------

Sd/-
Nodal Officer,
GKMS Project, RARS Pilicode