



Agromet Advisory Bulletin for the District, Malappuram

(Valid from 05.04.2025 to 09.04.2025)

(Issued jointly by Kerala Agricultural University Regional Agricultural Research Station Pilicode & India Meteorological Department)



Bulletin Number: Pilicode/Mpm-27/2025

Date: 04/04/2025

A. Weather Summary of preceding four days





Rainfall, mm	Max. temp., °C	Min. temp., °C	R. H., %	Wind speed, Km/h
0.6	30.8 – 33.8	23.3 – 25.9	62 – 89	06 – 08





B. Weather forecast for next five days

Parameters	05-04-2025	06-04-2025	07-04-2025	08-04-2025	09-04-2025
Average Rainfall, mm	5	10	2	1	1
Max. Temp, °C	34	34	34	34	34
Min. Temp, °C	25	25	25	25	25
Max. Relative Humidity, %	80	80	80	80	80
Min. Relative Humidity, %	70	70	70	70	70
Wind speed, km/h	3	4	4	3	3
Wind direction, degrees	270	270	270	200	270
Total cloud cover, octa	8	8	8	7	8

C. Agrometeorological Advisories

Crop	Stages	Problems	Agro-meteorological advisories
General Condition	Light to Moderate Rainfall**		
	<p>Temperatures will be higher during the day. Atmospheric humidity will be normal.</p> <p>There will be light to moderate rainfalls (From 2.5 mm to 64.4 mm within a time span of 24 hours) on April 04, 07, 08.</p> <p>There will be isolated heavy rainfall (From 64.5 mm to 115.5 mm within a time span of 24 hours) on April 05 & 06.</p>		
Weather warning	Chances for light to moderate rainfalls (From 2.5 mm to 64.4 mm within a time span of 24 hours) on April 04.		
Impacts	<p>Difficulty in drying agricultural produce in open conditions.</p> <p>Chances for fall off of slender stemmed fruits and vegetables.</p> <p>High temperature during daytime may cause high rate of evaporation loss of water from the soil.</p>		
General Recommendations	<p>Take care while drying the harvested products like rice, rubber, copra, pulses, vegetable seeds, etc directly under sun.</p> <p>Do not heap the harvested products in the field itself.</p> <p>Clean the rain pits. Cover the soil with dried leaves, especially the basins of crops.</p>		

	<p>Give popping to all soft slender stemmed crops like banana, vegetables, climbers etc. Clean the drainage channels in crop lowlands to enable proper drainage of excess water in case of exigencies if any.</p> <p>Keep animal feeds, seeds, fertilizers etc. in termite free and moist free rooms on elevated platforms coated with wooden pannels.</p> <p>Avoid activities under open field conditions during 12 AM to 3 PM on the days with high temperature.</p> <p>Also do not expose livestock to such unfavorable weather conditions.</p>	
Various crops	<p>Various stages</p> <p style="text-align: center;">Sucking pests</p>  <p>The climate is favourable for the spread of sucking pests like mealy bug, jasids, aphids, mites, bugs etc. If not controlled properly they will act as vectors and may spread virus diseases.</p>	<p>To control the pests apply neem oil emulsion (5 ml. neem oil mixed in one litre of luke warm soap water solution)</p> <p style="text-align: center;">Or</p> <p>Apply malathion 50 EC @ 2 ml + neem oil 4ml per litre of water</p>
Coconut	<p>Various stages</p> <p style="text-align: center;">Leaf eating caterpillar</p> 	<p>The season is congenial for the spread of leaf eating caterpillars in coastal areas. Cut and burn the affected leaves. Release larval parasitoids, <i>Goniozus nephantidis</i>, @ 10 nos/palm (4-6 release) on the trunk.</p>
Black pepper	<p>Different stages</p> <p style="text-align: center;">Wilting due to drought</p> 	<p>Protect the plants from direct sunlight by smothering the basal portions of the vines with dried banana leaves, plated coconut leaves etc.. Give protective irrigations one in every two weeks.</p>
Cucurbitaceous vegetables	<p>All stages</p> <p style="text-align: center;">Downy mildew</p> 	<p>Downy mildew: As a prophylactic measure apply 'Mancozeb'(@ 2g/l of water). If disease appeared, spray Akomin® (@3ml/L) on both surfaces of the leaves, thrice at 15 days intervals.</p>

Mango	Fruit maturing stage	<p style="text-align: center;">Mango fruit flies</p> 	<p>Harvest matured mangoes before ripening. Mix cool water and boiling water in equal proportion and dissolve common salt at the rate of one tablespoon per liter of the water mix. Dip the harvested matured mangoes in this warm saline solution for two minutes. After that take out the mangoes, wipe the water on them with cotton cloths and keep for ripening.</p>
Poultry and pet birds	Different stages	<p style="text-align: center;">Summer stress</p> 	<p>To combat heat stress, the poultry sheds should be protected from direct sunlight, roofing can be painted white to reflect heat, fans can be fitted, cool water can be sprayed, plenty of clean water can be provided with ice, glucose and 0.1 % sodium bicarbonate, feed offered during the cooler parts of the day can be supplemented with 20% extra vitamins, phosphorous and vitamin C.</p>
Cow	Milking	<p style="text-align: center;">Summer Mastitis</p> 	<p>Summer Mastitis is a bacterial disease. The disease is common on cows which are sheltered in unhygienic conditions. The disease is transmitted by insects like flies and mosquitoes.</p> <p>Symptoms:- The symptoms are change in composition of milk and turning the milk into an yellow watery liquid , severe fever, lack of appetite, abortions etc. If not treated the cow may lose its milk yielding capacity permanently. Also the cow may lose mobility and gradually death may occur.</p> <p>Control:- Ensure hygiene cattle shed and surroundings to control the pathogen and the vectors. Boost the immunity of cattle by supplementing feeds with vitamins and minerals containing health tonics.</p> <p>If disease appears, immediately give medication under the supervision of a Veterinary doctor.</p>
Animal Husbandry	All stages	<p style="text-align: center;">Summer Stress</p> 	<p>The rise in temperature will affect the thermoregulatory mechanism of dairy cattle. This will cause increase in body temperature, rapid shallow breathing, increased heart rate, profuse salivation, and reduced feed intake. This in turn results in severe production loss and reduced breeding efficiency in dairy cattle.</p> <p>Provide pure drinking water to the dairy cattle (45 to 60 litres of water), Allow grazing only during the cooler parts of</p>

			the day. Provide shading. Shelter them in thatched roofings of minimum 9 ft. height with ample ventilation. Providing fans, misting and fogging assembly in cattle sheds will help them to regulate body temperature. Also ensure minerals fortified feeds.
Live stock	Ingestion of poisonous shrubs and leaves	During summer, due to shortage in availability of grasses and green leaves, the cattle may accidentally ingest poisonous shrubs and leaves. The commonly found poisonous plants in north Kerala are Rubber, Green bamboo, Aanathottavadi, Chelamaram, Kozhuppa, Arali, Kunnikkuru, Erikku and Avanakku. Difficulty in breathing, fast deep breathes, lack of appetite, lethargy, muscle cramps, shivering, paralysis, pupil dilation, bloat are some of the common toxicity symptoms. Immediately approach a veterinary care centre. Otherwise prepare and administer universal antidote as a first aid. The antidote can be prepared by mixing Activated charcoal (2 parts) + Magnesium oxide (2 parts) + Tannic acid (1 part) +Kaolin (1part). The recommended dose is 250g for cattle, 30g for calves and 15g for goats and pigs, two to three times in a day. The antidotes should be followed by a saline purgative (450g of magnesium sulfate for cattle and for others in proportion to their body weight) in drinking water.	

**** Warning colour codes of rainfall (for disaster management)**

Warning (Take actions)	Alert (Be prepared)	Watch (Be updated)	No warning (No actions)
-------------------------------	----------------------------	---------------------------	--------------------------------

Sd/-
Nodal Officer,
GKMS Project, RARS Pilicode