



Agromet Advisory Bulletin for the District, Kozhikode

(Valid from 25.06.2025 to 29.06.2025)

(Issued jointly by Kerala Agricultural University Regional Agricultural Research Station Pilicode & India Meteorological Department)



Bulletin Number: Pilicode/ Kkd -50/2025

Date: 24/06/2025

A. Weather Summary of preceding five days




Rainfall, mm	Max. temp., °C	Min. temp., °C	R. H., %	Wind speed, Km/h
84.7	30.2 – 33.8	23.5 – 27.0	74 – 97	00 – 00


B. Weather forecast for next five days

Parameters	25-06-2025	26-06-2025	27-06-2025	28-06-2025	29-06-2025
Average Rainfall, mm	15	25	28	18	15
Max. Temp, °C	30	30	30	30	30
Min. Temp, °C	24	24	24	24	24
Max. Relative Humidity, %	95	95	95	95	95
Min. Relative Humidity, %	80	80	80	80	80
Wind speed, km/h	12	8	10	10	3
Wind direction, degrees	270	290	290	270	200
Total cloud cover, octa	8	8	8	8	8

C. Agrometeorological Advisories

Crop	Stages	Problems	Agro-meteorological advisories
General Condition	Isolated Heavy Rainfall**		
	<p>The sky will be cloudy. High relative humidity will be experienced. The atmospheric temperature will come down.</p> <p>There will be heavy rainfalls from June 25 to 28 in isolated places.</p>		
Weather warning	Chances for isolated heavy rainfall on June 24&25.		
Impacts	<p>Difficulty in drying agricultural produce in open conditions.</p> <p>Chances for fall off of slender stemmed fruits and vegetables.</p> <p>Chances for water stagnation in the fields.</p>		
General Recommendations	<p>Weather is unfavorable for drying harvested products (like rice, rubber, copra, pulses, vegetable seeds, etc) directly under sun.</p> <p>Give popping to all soft slender stemmed crops like banana, vegetables, climbers etc Provide pandal for Bittergourd to withstand gusty wind. Clean the drainage channels in crop lowlands to enable proper drainage of excess water in case of exigencies if any.</p> <p>Do not shelter the cattle in shelters having weak structures.</p>		

	<p>Keep animal feeds, seeds, fertilizers etc. in termite free and moist free rooms on elevated platforms coated with wooden panels.</p> <p>Tree crop's seedlings can be planted during these days. Ensure proper distance between the plants. The $\frac{2}{3}$ portions of the pits should be filled with the mixture of topsoil and powdered dry cow dung/compost.</p> <p>Care should be taken to keep the graft/bud unions above the ground while planting grafted/budded planting materials of tree crops.</p> <p>Apply first dose of fertilizers to the tree crops. Adopt integrated nutrient management system.</p> <p>It is better to keep a buffer stock of paddy seeds to cope an emergency situation if any occurs.</p> <p>Spraying should be done when there is no rainfall or in gap of spells of rainfall. Adhesive /sticking agents should be used to prevent runoff of pesticide, fungicide etc.</p> <p>If water stagnation occurs in newly planted coconut beds, drain them and stir up the topsoil in the beds. Apply fungicides if leaf blight or yellowing are seen.</p> <p>If yellowing seen in rice spray with 19:19:19 fertilizer.</p>		
Coconut	Land preparation and sowing	<p>Areas with well drainage should be selected for planting coconut. Coconut cannot withstand water stagnations.</p> <p>Take pits of size 1mx1mx1m. In laterite soils 1.2mx1.2mx1.2m sized pits are required. The recommended optimum spacing for coconut is 7.6m</p> <p>Fill 1/3 portion of the pits with a mixture of topsoil, powdered FYM and wood ash taken in equal proportion. Dig a small pit in the middle of this and plant the seedling, and strengthen it by compacting the soil surrounding the basal nut portion of the seedlings. Care should be taken not to fall any soil in the crown of the seedlings. Provide prop to avoid tilting off of seedlings.</p> <p>Bunds should be provided at the banks of the pits to prevent and collection and stagnation of runoff water in the pits.</p>	
Paddy	All stages	<p>Bacterial leaf blight</p> 	<p>Spray supernatant solution of the cow dung water mixture (Dispense 20g cow dung in 1 L of water and filter the solution through muslin cloth). Place bags containing of bleaching powder (2kg/acre) in the paddy field. If the infection is severe spray Streptocyclin 30g/200 L of water for 1acre.</p>
Coconut	All stages	<p>Bud rot</p> 	<p>Clean the crowns. As a prophylactic measure apply Trichoderma cakes in the axils of the top whirl of leaves of the plants.</p> <p>Or</p> <p>Tie perforated sachets containing 2g Mancozeb with the axil of the spindle leaf of the plant.</p> <p>Or</p> <p>spray 1% Bordeaux mixture into the axils of top leaves of the surrounding palms</p>
Black pepper	All stages	<p>Foot rot</p> 	<p>As prophylactic measure, apply 150 gram of Trichoderma enriched neem cake - cow dung mixture in the basins of the vines and incorporate thoroughly with the soil.</p> <p>If disease already appeared, drench soil in the plant basins with Redomil 0.2%</p>

			(2g/litre of water). Spray the same on the leaves also.
Areca nut	All stages	<p>Mahali</p> 	<p>Apply 1% Bordeaux mixture or 0.3% copper oxychloride solution.</p> <p>Incorporate lime or dolomite @ 1 kg/palm to the basins of the palms. Apply borax @ 100g/palm and zinc sulphate @ 100g/palm and magnesium sulphate @250g/palm</p>
Cashew	Various stages	Fungal diseases	<p>Prophylactic spray of combination of Bordeaux mixture (1% strength) mixed with adhesive is recommended.</p> <p>If die back is seen, cut and burn the affected parts. Apply Bordeaux paste (10% strength) mixed with an adhesive on the cut surface</p>

**** Warning colour codes of rainfall (for disaster management)**

Warning (Take actions)	Alert (Be prepared)	Watch (Be updated)	No warning (No actions)
-------------------------------	----------------------------	---------------------------	--------------------------------

Sd/-
Nodal Officer,
GKMS Project, RARS Pilicode