



Agromet Advisory Bulletin for the District, Kozhikode

(Valid from 12.02.2025 to 16.02.2025)

(Issued jointly by Kerala Agricultural University Regional Agricultural Research Station Pilicode & India Meteorological Department)



Bulletin Number:Pilicode/Mpm-12/2025 **Date:** 11/02/2025

A. Weather Summary of preceding five days





Rainfall, mm	Max. temp., °C	Min. temp., °C	R. H., %	Wind speed, Km/h
0.0	34.2 – 35.6	23.8 – 24.8	58 - 81	00 - 06




B. Weather forecast for next five days

Parameters	12-02-2025	13-02-2025	14-02-2025	15-02-2025	16-02-2025
Average Rainfall, mm	0	0	0	0	0
Max. Temp, °C	35	36	36	36	36
Min. Temp, °C	25	25	25	25	25
Max. Relative Humidity, %	81	81	81	81	81
Min. Relative Humidity, %	58	58	58	58	58
Wind speed, km/h	4	4	4	4	4
Wind direction, degrees	270	270	270	270	290
Total cloud cover, octa	1	1	2	2	2

C. Agrometeorological Advisories

Crop	Stages	Problems	Agro-meteorological advisories
General conditions	No Rainfall **		
	<p>The sky will be cloudy. High relative humidity will be experienced.</p> <p>Low night temperature and high day temperature will be experienced. Hence there will be distinct difference between day time temperature and night temperature.</p> <p>There is no rainfall from February 11 to 15.</p>		
General Recommendations	<p>Mulch the crop basins.</p> <p>Irrigate the crop when the water is available in the evening or early morning. Adopt drip irrigation method for maximum water use efficiency.</p> <p>Foliar spray of nitrogen fertilizers and micronutrients during the dry spell protects and improves the endurance of crop to the drought conditions.</p> <p>Repair and rejuvenate local water bodies before the rainy season.</p> <p>Remove the weeds from fields. Those weeds can be used for mulching to avoid water loss. Take up hoeing or intercultural operations to make soil dust mulch to conserve soil moisture, remove weeds and break soil surface crust.</p> <p>Restrict the application of chemical fertilizers and poultry manure in un- irrigated areas.</p> <p>Apply lime on tree trunk.</p>		

Coconut	All stages	Drought Management	<ol style="list-style-type: none"> 1) Cut two green leaves from the bottom layer, to reduce the water loss from the tree. 2) Apply compost/dried leaves in the basins to increase water holding capacity. 3) Adopt drip irrigation. This will minimize the irrigation water loss. Protect the newly planted young seedlings from direct sunlight falling on it by providing good shades.
Paddy	Grain filling stage	<p>Rice bug</p> 	<p>Apply Azadiractin 3000ppm stock after diluting in water @ 3ml/L. To have a better control add and stir one to two ml. of Malathion 50EC per litre of the diluted Azadiractin solution before applying. The spraying should be done in the evening, immediately after sunset.</p>
Mango	Flowering stage	<p>Mango hoppers</p> 	<p>Spray Azadirachtin (@5ml/litre Azadirachtin 3000ppm)</p>
Mango	Fruit maturing stage	<p>Mango fruit flies</p> 	<p>Collect and destroy the fallen fruits by taking deep pits atleast 60 cm depth. Set up pheromone trap (methyl eugenol trap) @ 1 trap/15 cents.</p>
Cashew	Flushing and flowering stage	<p>Tea mosquito bug attack and associated fungal diseases</p> 	<p>Spray of combination of Mancozeb (@2g/litre) + Ekalux (2ml/litre)</p>

Arecanut	All stages	<p style="text-align: center;">Spindle Bug</p> 	Spray Dimethoate 30EC(1.5 ml/litre of water)
Arecanut	Seedlings (3-4 years)	<p style="text-align: center;">Leaf blight ,Bud rot</p> 	Leaf blight : Apply 1% Bordeaux mixture
Bitter gourd	All stages	<p style="text-align: center;">Fruit fly</p> 	<p>Setting up of pheromone trap(Cue lure @1/15 cent)</p> <p style="text-align: center;">+</p> <p>Spot application of 10 % jaggery containing 0.1 % malathion@1 spot/40 m² on underside of leaves at fortnight intervals.</p>

**** Warning colour codes of rainfall (for disaster management)**

Warning (Take actions)	Alert (Be prepared)	Watch (Be updated)	No warning (No actions)
-------------------------------	----------------------------	---------------------------	--------------------------------

Sd/-
Nodal Officer,
GKMS Project, RARS Pilicode