



Agromet Advisory Bulletin for the District, Kozhikode

(Valid from 10.05.2025 to 14.05.2025)

(Issued jointly by Kerala Agricultural University Regional Agricultural Research Station Pilicode & India Meteorological Department)



Bulletin Number: Pilicode/ Kkd -37/2025

Date: 09/05/2025

A. Weather Summary of preceding Four days






Rainfall, mm	Max. temp., °C	Min. temp., °C	R. H., %	Wind speed, Km/h
32.9	34.5 – 37.4	24.1 – 28.5	56 – 88	00 – 04


B. Weather forecast for next five days

Parameters	10-05-2025	11-05-2025	12-05-2025	13-05-2025	14-05-2025
Average Rainfall, mm	0.1	0.1	0.2	3	4
Max. Temp, °C	37	37	37	37	37
Min. Temp, °C	26	26	26	26	26
Max. Relative Humidity, %	75	75	75	75	75
Min. Relative Humidity, %	65	65	65	65	65
Wind speed, km/h	8	8	8	8	8
Wind direction, degrees	270	270	270	290	270
Total cloud cover, octa	3	3	5	8	6

C. Agrometeorological Advisories

Crop	Stages	Problems	Agro-meteorological advisories
General Condition	Light to Moderate Rainfall**		
	The temperature will remain high during the next five days also. The high atmospheric humidity will further increase the magnitude of heat.		
	There will be light to moderate rainfalls (From 2.5 mm to 15.5 mm within a time span of 24 hours) on May 9 & 10		
	There will be light to moderate rainfalls (From 2.5 mm to 64.4 mm within a time span of 24 hours) from May 11 to 13.		
Weather warning	Hot & Humid weather is very likely to prevail in the districts except in hilly areas on 9th & 10th May 2025 due to high temperature and humidity.		
Impacts	<p>Heavy water loss from the crops through increased evapo transpiration.</p> <p>Sun scorching of leaves of the crops. (This will be more prominent on tender herbs and newly planted seedlings)</p> <p>Chances for attack of sucking pests.</p> <p>Direct exposure to sunlight may cause sunburn and injuries to human and animals.</p> <p>Provide shade net for vegetable crops and ensure irrigation.</p>		

General Recommendations	<p>Summer rains have prime role in coping up drought. Hence maximum water harvesting should be ensured in the fields. Clean the rain pits. Cover the soil with dried leaves, especially the basins of crops. The opened tree basins which were partially closed after fertilizer application, can act as very good water harvesting structures. Divert the runoff water to such tree basins by drawing furrows.</p> <p>Keep vigilance while drying the harvested produces like seeds, cashew nuts, copra and rubber in open conditions. Provide props to Nendran banana.</p>		
Coconut	Various growth stages		<p>As this is a sap sucking pest, its infestation will be heavy during the hot and dry climatic periods.</p> <p>The sticking property of the gum secreted by the insects may lose in moist conditions. Adopting mulching and irrigations may help the plants to keep the leaves' surfaces moist. On young palms intermittently sprinkle water on the leaves also.</p>
Cashew	Harvesting stage	<p>Root and stem borer</p> 	<p>In the case of already infested trees, mechanically remove various stages of pest.</p> <p>The exposed roots if any should be covered with soil.</p> <p>As a prophylactic treatment swab(for adult plants) trunk with suspension of mud slurry+coal tar and kerosene (1:2) or 5% neem oil.</p>
Black pepper	Different stages	<p>Wilting due to drought</p> 	<p>Protect the plants from direct sunlight by smothering the basal portions of the vines with dried banana leaves, plated coconut leaves etc.. Give protective irrigations one in every two weeks.</p>
Okra	All stages	<p>Yellow vein mosaic</p> 	<p>Use disease free seed from the disease free area or healthy plant. Rogue out the infected plants.</p> <p>Place yellow sticky traps in the field or Spray Dimethoate 30EC (1.5 ml per litre of water</p>
Oriental pickling melon	Variuos stages	<p>Fruit fly</p> 	<p>Setting up of pheromone trap (Cuelure @2/acre). Spot application of 10 % jaggery containing 0.1 % malathion@1 spot/40 m² on underside of leaves at fortnight intervals.</p>

Brinjal ,Chilli	Land preparation and transplanting of rainfed crop	Land is prepared to a fine tilth by thoroughly ploughing or digging. Well rotten organic manure can be incorporated in the soil. Seedling can be transplanted in shallow trenches or pit. Provide temporary shade for 3-4 days during summer for the transplanted seedlings.	
Animal Husbandry	All stages	<p>Summer Stress</p> 	<p>The rise in temperature will affect the thermoregulatory mechanism of dairy cattle. This will cause increase in body temperature, rapid shallow breathing, increased heart rate, profuse salivation, and reduced feed intake. This in turn results in severe production loss and reduced breeding efficiency in dairy cattle.</p> <p>Provide pure drinking water to the dairy cattle (45 to 60 litres of water), Allow grazing only during the cooler parts of the day. Provide shading. Shelter them in thatched roofings of minimum 9 ft. height with ample ventilation. Providing fans, misting and fogging assembly in cattle sheds will help them to regulate body temperature. Also ensure minerals fortified feeds.</p>

**** Warning colour codes of rainfall (for disaster management)**

Warning (Take actions)	Alert (Be prepared)	Watch (Be updated)	No warning (No actions)
-------------------------------	----------------------------	---------------------------	--------------------------------

Sd/-
Nodal Officer,
GKMS Project, RARS Pilicode