



## Agromet Advisory Bulletin for the District, Kasaragod (Valid from 28.01.2023 to 01.02.2023)



(Issued jointly by Kerala Agricultural University Regional Agricultural Research Station Pilicode & India Meteorological Department)

<b>Bulletin Number: Pilicode/Ksd-08/2023</b>	<b>Date:27/01/2023</b>
--	------------------------

### A. Weather Summary of preceding four days







Rainfall, mm	Max. temp., °C	Min. temp., °C	R. H., %	Wind speed, Km/h
0.0	30.0 – 32.0	21.5 – 24.5	67.0 – 96.0	1.2 – 1.9




### B. Weather forecast for next five days

Parameters	28-01-2023	29-01-2023	30-01-2023	31-01-2023	01-02-2023
Rainfall, mm	0	0	0	0	0
Max. Temp, °C	31	31	31	31	31
Min. Temp, °C	23	23	23	23	23
Max. Relative Humidity, %	80	80	80	80	80
Min. Relative Humidity, %	60	60	60	60	60
Wind speed, km/h	4	6	4	6	4
Wind direction, degrees	230	270	320	270	270
Total cloud cover, octa	4	4	4	2	4

### C. Agrometeorological Advisories

Crop	Stages	Problems	Agro-meteorological advisories
			<b>No rainfall **</b>
<b><u>General conditions</u></b>			No rainfall. Low night temperature (minimum 23°C) and high day temperature (maximum 34°C) will be experienced. Hence there will be large difference between day temperature and night temperature. The atmospheric humidity also will be between 50 and 76%. The sky will be clear.
<b><u>General Recommendations</u></b>			Fungal diseases like blight, leaf spots and wilt may spread in crops. Keep vigilance. Take control measures in the beginning stage of diseases.  In plantation crops, water conservation measures should be adopted. Give mulching in the soil with crop residues, green or dried leaves. The trashes used should be free of any pest and diseases. Avoid the trashes of the same species as mulch. This will help to prevent the multiplication of crop specific pest and disease causing organisms. Powdering the top soil using a secondary tillage implement and spreading it uniformly over the field, will help to conserve water for a long period of time in the fields.  Restrict the spraying of pesticides/fungicides operations to early morning and evening hours when the air is calm.

Coconut	All stages	<p>Stem bleeding</p> 	<p>Chisel out the affected parts and apply Bordeaux paste.</p> <p>Drench the palm basin (2m radius) with 40 litres of 1% Bordeaux mixture.</p> <p>After one month, apply 5 kg Trichoderma enriched neem cake and 500g of Ayar® (micro nutrient mixture)</p>
Mango	Fruit maturing stage	<p>Mango fruit flies</p> 	<p>Collect and destroy the fallen fruits by taking deep pits atleast 60 cm depth. Set up pheromone trap (methyl eugenol trap) @ 1 trap/15 cents.</p>
Vegetables	Growth phase	<p>Vegetables Sucking Pests</p> 	<p>Spray neem based insecticide (@ 4ml insecticide/litre of water). Repeat the spraying at every seven days intervals till flowering. If there is severe attack, spray Actara® (@3g/litre of water). Spray the insecticides on both surfaces of the leaves.</p>
Bitter gourd	All stages	<p>Fruit fly</p> 	<p>Setting up of pheromone trap(Cue lure @1/15 cent)</p> <p>OR</p> <p>Spot application of 10 % jaggery containing 0.1 % malathion@1 spot/40 m<sup>2</sup> on underside of leaves at fortnight intervals.</p>
Cucurbitaceous vegetables	All stages	<p>Yellow mosaic virus</p> 	<p>Pull out the infected plants and burn or burry them.</p> <p>Spray difenthiuron @ 1g/ litre.</p>
Amaranth's	All stages	<p>Leaf blight</p> 	<p>Avoid overhead irrigation. Irrigate gently the basal regions of the plants. If disease is severe, apply cow dung slurry supernatant (2%) as foliar spray and Pseudomonas fluorescens (2%) or Trichoderma viridae (2%) as soil application.</p>

Pumpkin	All stages	<p>Pumpkin beetle</p> 	<p>Apply malathion 50 EC @ 3 ml / litre of water or malathion 50 EC @ 2 ml + neem oil 4ml per litre of water.</p> <p>After irrigation, drench the soil with malathion 50 EC @ 3 ml / litre of water. After the application of insecticide, withhold irrigation on next two days.</p>
Brinjal	Various stages of growth	<p>Epilachna beetle</p> 	<p>Collection and destruction of every stage of the pest. Spray neem seed kernel extract @ 5 %. Apply neem – oil garlic emulsion @ 20 ml per litre.</p>
Bovines	All stage	<p>Lumpy skin</p> 	<p>Adopt vaccination.</p> <p>Keep cattle sheds and its surroundings hygienic.</p>

**\*\* Warning colour codes of rainfall (for disaster management)**

<b>Warning (Take actions)</b>	<b>Alert (Be prepared)</b>	<b>Watch (Be updated)</b>	<b>No warning (No actions)</b>
-------------------------------	----------------------------	---------------------------	--------------------------------

Sd/-  
Nodal Officer,  
GKMS Project, RARS Pilicode