



Agromet Advisory Bulletin for the District, Kasaragod

(Valid from 05.03.2025 to 09.03.2025)

(Issued jointly by Kerala Agricultural University Regional Agricultural Research Station Pilicode & India Meteorological Department)



Bulletin Number: Pilicode/Mpm-18/2025

Date: 04/03/2025

A. Weather Summary of preceding five days



Rainfall, mm	Max. temp., °C	Min. temp., °C	R. H., %	Wind speed, Km/h
0.0	32.6 – 34.9	21.5 – 25.5	58 - 92	01 - 03




B. Weather forecast for next five days

Parameters	05-03-2025	06-03-2025	07-03-2025	08-03-2025	09-03-2025
Average Rainfall, mm	0	0	0	0	0
Max. Temp, °C	34	34	34	34	34
Min. Temp, °C	26	26	26	26	26
Max. Relative Humidity, %	89	89	89	89	89
Min. Relative Humidity, %	57	57	57	57	57
Wind speed, km/h	2	3	3	3	3
Wind direction, degrees	250	230	250	250	250
Total cloud cover, octa	4	4	3	5	5

C. Agrometeorological Advisories

Crop	Stages	Problems	Agro-meteorological advisories
General conditions	No Rainfall **		
	Temperatures will be higher during the day. Atmospheric humidity will be normal. No rainfall from March 04 to 08..		
Weather warnings	Maximum temperatures are very likely to be around 37°C in Kasaragod district on March 04 & 05.		
Impacts	High rate of evaporation may occur from soil. Chances for attack of sucking pests. Direct exposure to sunlight may cause sunburn and injuries to human and animals. Provide shade net for vegetable crops and ensure irrigation.		
General Recommendations	Mulch the crop basins. Irrigate the crop when the water is available in the evening or early morning. Adopt drip irrigation method for maximum water use efficiency. 1. Arrange for irrigation facilities from available water resources. 2. Remove weeds from the soil to reduce transpiration losses. Powder the soil to dust by		

	<p>breaking the clods. This will act as good soil mulch to prevent evaporation loss of water.</p> <p>3. Well drained areas where lifesaving irrigation possible ragi and millets cause cultivated.</p> <p>4. Take care of controlling of sucking pests; control/minimize the insect and pest incidence with IPM.</p> <p>5. Repair and rejuvenate local water bodies before the rainy season.</p>		
Coconut	All stages	Drought Management	<ol style="list-style-type: none"> 1) Cut two green leaves from the bottom layer, to reduce the water loss from the tree. 2) Apply compost/dried leaves in the basins to increase water holding capacity. 3) Adopt drip irrigation. This will minimize the irrigation water loss. Protect the newly planted young seedlings from direct sunlight falling on it by providing good shades.
Coconut	Various stages	<p>Leaf eating caterpillar</p> 	<p>The season is congenial for the spread of leaf eating caterpillars in coastal areas. Cut and burn the affected leaves. Release larval parasitoids, <i>Goniozus nephantidis</i>, @10 nos/palm (4-6 release) on the trunk</p>
Various crops	Various stages	<p>Sucking pests</p>  <p>The climate is favourable for the spread of sucking pests like mealy bug, jasids, aphids, mites, bugs etc. If not controlled properly they will act as vectors and may spread virus diseases.</p>	<p>To control the pests apply neem oil emulsion (5 ml. neem oil mixed in one litre of luke warm soap water solution)</p> <p style="text-align: center;">Or</p> <p>Apply malathion 50 EC @ 2 ml + neem oil 4ml per litre of water</p>

Cowpea	All stages	<p>Aphid</p> 	<p>Spay 3% Neemoil garlic emulsion or Dimethoate @ 2 ml/L</p>
Poultry and pet birds	Different stages	<p>Summer stress</p> 	<p>To combat heat stress, the poultry sheds should be protected from direct sunlight, roofing can be painted white to reflect heat, fans can be fitted, cool water can be sprayed, plenty of clean water can be provided with ice, glucose and 0.1 % sodium bicarbonate, feed offered during the cooler parts of the day can be supplemented with 20% extra vitamins, phosphorous and vitamin C.</p>
Animal Husbandry	All stages	<p>Summer Stress</p> 	<p>The rise in temperature will affect the thermoregulatory mechanism of dairy cattle. This will cause increase in body temperature, rapid shallow breathing, increased heart rate, profuse salivation, and reduced feed intake. This in turn results in severe production loss and reduced breeding efficiency in dairy cattle.</p> <p>Provide pure drinking water to the dairy cattle (45 to 60 litres of water), Allow grazing only during the cooler parts of the day. Provide shading. Shelter them in thatched roofings of minimum 9 ft. height with ample ventilation. Providing fans, misting and fogging assembly in cattle sheds will help them to regulate body temperature. Also ensure minerals fortified feeds.</p>

**** Warning colour codes of rainfall (for disaster management)**

Warning (Take actions)	Alert (Be prepared)	Watch (Be updated)	No warning (No actions)
-------------------------------	----------------------------	---------------------------	--------------------------------

Sd/-
Nodal Officer,
GKMS Project, RARS Pilicode