



## Agromet Advisory Bulletin for the District, Kannur

(05.10.2022 to 09.10.2022)

(Issued jointly by Kerala Agricultural University Regional Agricultural Research Station Pilicode & India Meteorological Department)



**Bulletin Number: Pilicode/Knr-79/2022**

**Date: 04/10/2022**

### A. Weather Summary of preceding five days





Rainfall, mm	Max. temp., °C	Min. temp., °C	R. H., %	Wind speed, Km/h
33.0	30.8 – 32.9	22.8 – 25.2	75 - 90	00 - 08





### B. Weather forecast for next five days

Parameters	05-10-2022	06-10-2022	07-10-2022	08-10-2022	09-10-2022
Rainfall, mm	3	1	0.5	0.2	0.1
Max. Temp, °C	33	33	33	33	32
Min. Temp, °C	25	25	25	25	25
Max. Relative Humidity, %	92	92	92	92	92
Min. Relative Humidity, %	75	75	75	75	75
Wind speed, km/h	8	6	4	4	4
Wind direction, degrees	340	320	290	320	320
Total cloud cover, octa	7	7	6	6	2

### C. Agrometeorological Advisories

Crop	Stages	Problems	Agro-meteorological advisories
<b><u>General conditions</u></b>	<b>Light rainfalls **</b>		
	<p>The sky will be cloudy or partially cloudy. Low night temperature and high day temperature will be experienced. Hence there will be distinct difference between day time temperature and night temperature. The atmospheric humidity also will be high.</p> <p><b>As per extended range forecast, cumulative normal rainfall is likely.</b></p>		
<b><u>General Recommendations</u></b>	<p>The weather is favorable for the spread of fungal diseases like bud rot of coconut, mahali in arecanut, quick wilt in black pepper, rhizome rot diseases in ginger and turmeric.</p> <p>Maintain hygiene conditions in crop fields. Infected and fallen nuts, leaves and tree parts should be removed from the fields and burnt.</p> <p>Provide propping to tender stem crops like banana, tomato etc. Ensure sufficient drainage in crop fields. Beware of lightning. Give popping to slender stemmed and easily lodging crops like banana, vegetables etc.</p> <p>Take care while drying the harvested produces like rubber, cashew nut, copra etc., directly under the sun.</p>		

Paddy	Main field for second crop (Mundakan season)	Apply FYM/compost @ 20kg/cents and incorporate with the soil along with ploughing. To correct the iron toxicity problem of midland lateritic soils, apply lime/dolomite as recommended in the soil test result. If not, apply lime/dolomite @ 2kg/cents (40sq.m) and incorporate thoroughly with the soil at least 14 days before the application of chemical fertilizers. Repeat lime application at the same rate after 30-40 days of transplanting also	
Cool season vegetables	Land preparation	Lime or dolomite should be applied depending on soil acidity and incorporate thoroughly with the soil at least 14 days before the application of chemical fertilizers. This will not only reduce the acidity but also control the soil borne diseases.	
Coconut	All stages	<p><b>Bud rot</b></p> 	<p>Detection of disease at its early stage will help to adopt efficient corrective measures. Cut and remove the affected tissues from the crown and apply Bordeaux paste. After that cover the cut surface with polythene sheets to protect it from rain falls until new leaf emerges.</p> <p>Burn the removed tissues immediately.</p> <p>As a prophylactic measure spray 1% Bordeaux mixture into the axils of top leaves of the surrounding palms</p>
Coconut	All stages	<p><b>Leaf &amp; Nut rot</b></p> 	<p>Remove and destroy the dried inflorescence and fallen nuts. Harvest all the matured nuts. After the harvest spray 1% Bordeaux Mixture or Copper oxy chloride (@3g/Litre) on the leaves and developing inflorescences and nuts</p> <p>After two weeks spray borax also on leaves @ 3g/l.</p>
Coconut	All stages	<p><b>Stem bleeding</b></p> 	<p>Chisel out the affected parts and apply Bordeaux paste.</p> <p>Drench the palm basin (2m radius) with 40 litres of 1% Bordeaux mixture or soil drenching of Hexaconazole (Contaf®) 25ml/25 litre of water once in 4 months.</p> <p>After one month, apply 5 kg Trichoderma enriched neem cake and 500g of Ayar® (micro nutrient mixture)</p>
Banana	All stages	<p><b>Pseudostem weevil</b></p> 	<p>Field sanitation. Remove the affected parts and burn it using kerosene. Apply fipronil 0.015% (3 ml/l). Apply Beauveria bassiana @ 20 g l<sup>-1</sup> at 5, 6 and 7 month after planting.</p>

Banana	Various stages of growth	<p>Panama wilt</p> 	<p>The Poovan cultivars are mostly affected,</p> <p>1. Prophylactic measures:</p> <p>Soil application of Pseudomonas @ 20g/litre of water.</p> <p>Dipping of suckers in carbendazim (@2g/litre of water) solution for 20 minutes before planting</p> <p>2. If disease appears</p> <p>Crop sanitation: Eradication of infected plants and application of lime in the pits (@1kg/pit</p> <p>Drenching with carbendazim, @2g/L of water</p> <p>Spraying propiconazole @1ml/litre of water on leaves of the surrounding plants.</p>
Mango	Nursery	<p>Shoot borer</p> 	<p>Spray combination of Roger (Dimethoate) @ 3 ml per litre and Mancozeb @ 2 g per litre</p>
Cashew	Flowering stage	<p>Tea mosquito bug</p> 	<p>Spray Quinalphos @ 2ml/L.</p>
Ginger	All stages	<p>Rhizoctonia leaf blight</p> 	<p>Spray carbendazim (@2g/litre of water)</p>

**\*\* Warning colour codes of rainfall (for disaster management)**

<b>Warning (Take actions)</b>	<b>Alert (Be prepared)</b>	<b>Watch (Be updated)</b>	<b>No warning (No actions)</b>
-------------------------------	----------------------------	---------------------------	--------------------------------

Sd/-  
Nodal Officer,  
GKMS Project, RARS Pilicode